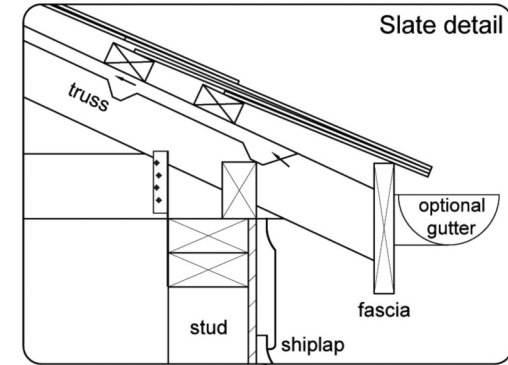
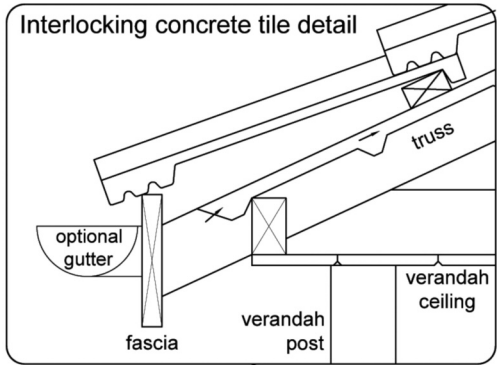


CLUB RANGE PRICE LIST

Ref: 03/2025

CI/SfB		
568		Xi2



16 x 125mm tgv verandah ceiling

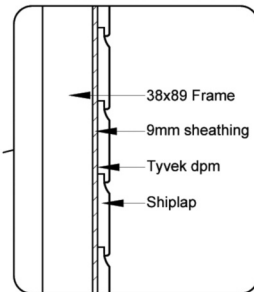
1.2m & 1.8m width verandah options

95 x 72mm verandah posts
(150 x 150mm oak option)

verandah balustrade

GL

PASSMORES
Fully refined design
The hallmark of a fine
timber building



DPC

GL

Trench Foundation
or
Block & Beam Foundation

screed
500 gauge polythene
insulation
dpm
reinforcing mesh
concrete slab
hardcore

CLUB RANGE PRICE LIST

Ref. 03/2025

CLUB RANGE BUILDINGS ARE AVAILABLE IN AN ALMOST UNLIMITED NUMBER OF SIZES AND STYLES

This price list is principally intended for budgetary purposes

To obtain a fully itemised firm price quotation including plan drawing to your individual design please call Passmores on 01634 290033 or email info@passmores.co.uk.

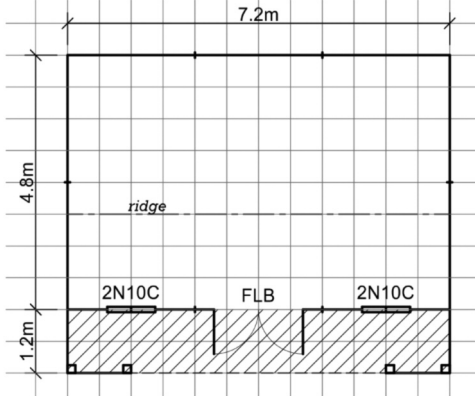
PLEASE NOTE

- Long buildings may require structural partitions
- Some options are only priced on an individual basis
- Erection cost will increase outside delivery zones 1 & 2

HOW TO PRICE A CLUB RANGE BUILDING

1. Decide on size and style

e.g. 7.2m x 4.8m with 1.2m verandah



2. Calculate basic shell cost

$$£8,950 + 2 \times £500 \quad £9,950$$

3. Add doors and windows

$$2 \times 2N10C \text{ windows} \quad £808$$

$$1 \text{ pair FLB doors} \quad £630$$

4. Add erecting charge

$$£1,432 + 2 \times £80 \quad £1,592$$

Total ex VAT £12,980

BASIC SHELL PRICE

BUILDING SIZE	Without Verandah		1.2m Verandah		1.8m Verandah	
	L x W	Shell price	Erection charge	Shell price	Erection charge	Shell price
4.8m x 3.0m Additional 0.6m length	£4,370 £340	£568 £44	£5,690 £420	£797 £59		
4.8m x 3.6m Additional 0.6m length	£4,750 £350	£594 £46	£6,210 £430	£931 £65		
5.4m x 4.2m Additional 0.6m length	£5,490 £370	£714 £48	£7,150 £460	£1,072 £69	£8,470 £520	£1,397 £86
6.0m x 4.8m Additional 0.6m length	£6,620 £390	£926 £55	£8,950 £500	£1,432 £80	£9,680 £550	£1,597 £91
6.0m x 5.4m Additional 0.6m length	£7,520 £420	£1,053 £59	£9,840 £540	£1,574 £86	£10,950 £590	£1,807 £97
7.2m x 6.0m Additional 0.6m length	£9,390 £470	£1,409 £71	£11,900 £590	£1,904 £94	£13,190 £640	£2,176 £106
7.2m x 6.6m Additional 0.6m length	£10,140 £490	£1,521 £74	£12,890 £640	£2,191 £109	£14,220 £690	£2,489 £121
9.0m x 7.2m Additional 0.6m length	£12,450 £530	£1,867 £80	£15,950 £690	£2,712 £117	£17,350 £740	£3,036 £130
10.8m x 7.8m Additional 0.6m length	£15,980 £580	£2,556 £93	£19,250 £740	£3,272 £126		
12.0m x 8.4m Additional 0.6m length	£18,250 £640	£2,920 £102				
13.2m x 9.0m Additional 0.6m length	£20,900 £690	£3,344 £110				

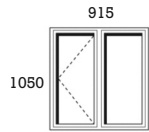
Long buildings may require structural partitions. Erection cost will increase outside delivery zones 1&2. (See map overleaf).

DOORS AND WINDOWS

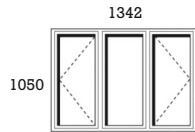
Ref 03/2025

Choose the type and number of doors and windows required and add their costs to the price of the basic shell. Club Range wall panels are constructed in modular sizes. All panels are 2.4m high with widths of 1.2m, 1.8m, 2.4m and 3.0m. Doors and windows are positioned centrally in the panel.


WINDOWS: uPVC window frames have lockable furniture and are fitted with 28mm A+ clear double glazing units. Windows are fully finished and require no routine maintenance. Supplied in white as standard with colour options available at +25%.



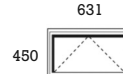
Cill height 1010mm
Pattern 2N10C
£404



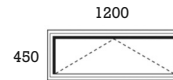
Cill height 1010mm
Pattern 3N10CC
£557



Cill height 1010mm
Pattern 4N10CMC
£669



Cill height 1610mm
Pattern 104A
£262



Cill height 1610mm
Pattern 204A
£320

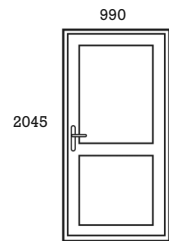
Other window sizes and styles can be specified. Please ask for a quotation.

EXTERNAL DOORS

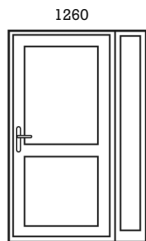
uPVC doors. • Single or double, • fully glazed or solid t&g pattern, • can be specified with or without side lights. Doors open 110° or 170° with side lights. Standard colour is white. Other colours + 25%

The pattern FLB solid timber door is a 44mm standard joinery item with DDA furniture hung on parliament hinges in a weather-stripped frame. This is a paint grade door which requires finishing by the customer.

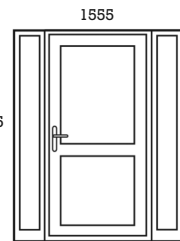
Garage doors. Often specified for sports equipment stores. These robust doors are constructed from 25 x 125 pressure treated tgv on 38 x 150 ledges and braces, hung on 450 hook and band hinges and fitted with door bolts, 200mm hasp and staple, and door retainers.




Glazed £620
Solid £720



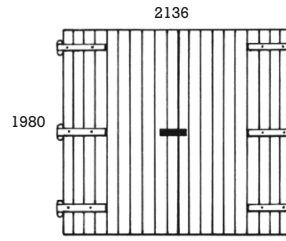
Glazed £792
Solid £892



Glazed £964
Solid £1064

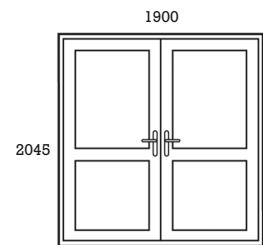


Pattern FLB door
Single £326
Double £630

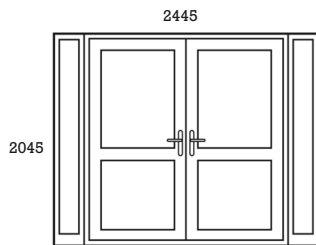


Garage doors
£502

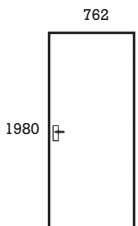
INTERNAL DOORS: 35mm plywood flush with mortice latch and DDA furniture



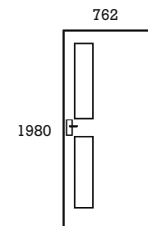
Glazed £1215
Solid £1420



Glazed £1559
Solid £1764



Single £146
Double £280



Single £354
Double £679

838
Width + £10
926
Width + £25
Indicator Bolt + £30
FD 30 POA

OPTIONS AND UPGRADES

Ref 03/2025

• Planning drawings

Cost credited at time of order
£80, £160, or £240
Depending on building size.

• Partition

38 x 89 clad 1 side in 9mm osb III
£90

• Open serving hatch in partition

1200w x 900h
£54

• Panic Bar for emergency exits

Single door timber **£171**
Single door uPVC **£679**
Double doors timber **£231**
Double doors uPVC **£996**

• Ventilation Tower

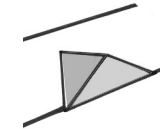
0.6 x 0.6 x 1.24
£640

• Clock

240v, 0.45 dia, black face & gold hands
£595

• Gablet

3.0 - 4.8 spans **£570**
5.4 - 7.2 spans **£1120**
7.8 - 9.0 spans **£1460**



• 25 x 150 shiplap upgrade

£24 per m run of external wall

• Cavity wall upgrade

19mm cavity behind shiplap
£43 per m run of external wall

• 150 x 150 oak verandah post

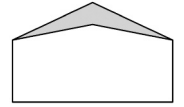
£163 or
£111 if replacing standard post upgrade

• Rain water goods, black plastic

Up to 9.0m run 112mm half round
£15 per m run
Over 9.0m run 125mm deep flow
£20 per m run
68mm down pipe assembly **£25**

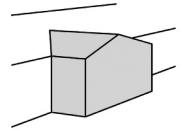
• Raised ceiling

Price upon application



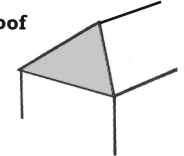
• Porch

Price upon application



• Fully hipped roof

Price upon application



Passmores tiling service

Choice of
• Fibre cement slate
• Natural slate
• Range of interlocking concrete tiles
Price upon application

• 15mm osb roof deck

Price upon application

• L, U and T shaped buildings

Price upon application

PASSMORES
PORTABLE BUILDINGS LTD

SUPPLY NOTES: CLUB RANGE BUILDINGS

Passmores is a sectional timber buildings manufacturer established in 1909. Our principle activity is the design, fabrication and delivery of a range of modular sectional timber buildings. Depending upon your location we may also offer erection and tiling services.

Local Authority Approvals: The customer is responsible for obtaining Town Planning and Building Regulations approval. Drawings are available from Passmores.

Site Preparation: A detailed foundation drawing is supplied at time of order acknowledgement. We recommend that site work is not commenced until Building Regulations approval has been granted.

Delivery Cost: Please see map. The prices shown are for a single vehicle trip. We may quote higher delivery costs for larger buildings i.e. multiple loads or artic by national haulier.

Site Access: Most buildings are delivered on 2 axle rigid vehicles (9.5m long x 2.5m wide x 3.0m high). Larger buildings and those to zones 3 & 4 (see map) may be delivered by 12m artic. Unloading will be to nearest point to metalled road. If Passmores is erecting we will carry components up to 20m from delivery point. If carry is further than 20m we can bring a 4x4 at extra cost to transfer components from delivery vehicle to site but this must be arranged in advance. We will only drive a delivery vehicle off road at customers risk and providing a tractor is available for towing.

Erection Service: Catalogue prices apply to buildings in zones 1 & 2 (see map). Price is based on delivery vehicle access within 20m, foundations as our drawing and availability of 240v 13amp electricity.

VAT: All prices exclude VAT. Buildings supplied for certain charitable uses may be zero rated. All other transactions attract VAT at the standard rate, currently 20%.

PASSMORES PORTABLE BUILDINGS LTD

High Street, Strood, Rochester, Kent ME2 4DR
Tel: 01634 290033

www.passmores.co.uk

Over 100 years of unrivalled customer service

DELIVERY CHARGES MAP

