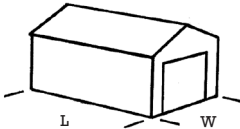


# FREE STANDING TIMBER GARAGES

Price List ex. VAT Ref 04/11

SINGLE GARAGE	Size L x W	Roof Type		Erection Charge
		Boarded and Felted (22° Pitch)	Ready for Tiling (up to 35° Pitch)	
 <ul style="list-style-type: none"> <li>• 2.1m eaves height</li> <li>• 3 x 2 CLS (38 x 63) studwork</li> <li>• Supplied with 1 pair of side hung timber garage doors</li> <li>• Choice of planed shiplap or sawn weatherboard cladding</li> </ul> <p><i>Other lengths by individual quotation</i></p>	4.8m x 3.0m (16 x 10)	£1900	£2290	£199
	5.4m x 3.0m (18 x 10)	£2055	£2480	£216
	6.0m x 3.0m (20 x 10)	£2210	£2670	£233
	4.8m x 3.6m (16 x 12)	£2145	£2550	£225
	5.4m x 3.6m (18 x 12)	£2305	£2745	£242
	6.0m x 3.6m (20 x 12)	£2465	£2940	£259
	7.2m x 3.6m (24 x 12)	£2785	£3330	£293
	4.8m x 4.2m (16 x 14)	£2375	£2800	£249
	5.4m x 4.2m (18 x 14)	£2545	£3010	£267
	6.0m x 4.2m (20 x 14)	£2715	£3220	£285
	7.2m x 4.2m (24 x 14)	£3055	£3640	£321
	4.8m x 4.8m (16 x 16)	£2770	£3345	£291
	5.4m x 4.8m (18 x 16)	£2965	£3580	£312
	6.0m x 4.8m (20 x 16)	£3160	£3815	£333
7.2m x 4.8m (24 x 16)	£3550	£4285	£375	

DOUBLE GARAGE	Size L x W	Boarded and Felted (22° Pitch)	Ready for Tiling (up to 35° Pitch)	Erection Charge
6.0m x 5.1m (20 x 17)	£3775	£4520	£434	
7.2m x 5.1m (24 x 17)	£4195	£4990	£482	
5.4m x 5.4m (18 x 18)	£3705	£4450	£426	
6.0m x 5.4m (20 x 18)	£3910	£4685	£450	
7.2m x 5.4m (24 x 18)	£4320	£5155	£498	
5.4m x 6.0m (18 x 20)	£4190	£4795	£519	
6.0m x 6.0m (20 x 20)	£4435	£5075	£549	
7.2m x 6.0m (24 x 20)	£4925	£5635	£609	
5.4m x 6.6m (18 x 22)	£4440	£5120	£549	
6.0m x 6.6m (20 x 22)	£4715	£5420	£582	
7.2m x 6.6m (24 x 22)	£5265	£6020	£648	
5.4m x 7.2m (18 x 24)	£4895	£5585	£605	
6.0m x 7.2m (20 x 24)	£5185	£5900	£641	
7.2m x 7.2m (24 x 24)	£5765	£6530	£713	

**Planning Approval:** The customer is responsible for Local Authority approvals when applicable. Passmores supply drawings on request.

**Site Preparation:** Please ask us for a baseworks drawing before starting work. It is important not to lay an oversize base.

**Delivery Costs:** See map on reverse of order form.

**Delivery Access:** Most buildings are delivered on 7.5 tonne, 2 axle, rigid vehicles, size 9.0 x 2.4 x 3.0 high. Larger buildings may be delivered by 12m artic. Unloading will be to nearest point to metalled road. If Passmores is erecting we will carry components up to 20m from

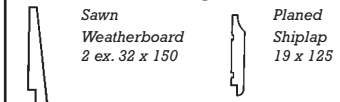
delivery point. We will drive off road only at customer's risk and providing tractor or 4x4 is available for towing. If carry is further or obstructed, we will ask you to provide labour to assist.

**Erection Service:** Catalogue prices apply to delivery zones 1 & 2 (see map on reverse of order form). Price assumes delivery vehicle access within 20m, correct foundations and availability of 240v, 13 amp, power.

**VAT:** All prices exclude VAT. Buildings supplied as garaging for new dwellings and for certain non-business charitable uses may be zero rated. All other transactions attract VAT at 20%.

## GARAGE OPTIONS

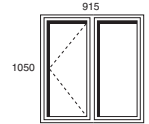
### Choice of Cladding – same cost



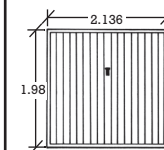
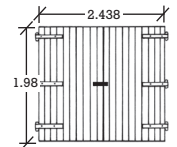
**Personal Door**  
Fits central in any wall panel  
**£140**



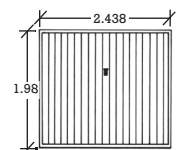
**Window**  
Fits central in any wall panel  
**£170**



**8' Wide Timber Garage Doors** £90

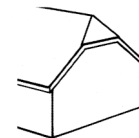


**7' Wide Metal Up and Over Door** £70



**8' Wide Metal Up and Over Door** £150

**Barn Hip**  
Tiled roofs only  
**£160**



### Rainwater Goods

112mm black plastic half round gutter **£9/m run**  
68mm down pipe assembly **£18 each**

### Sadolin Classic Wood Preservative

5 ltr. **£58**  
20 ltr. **£214**

### Planning Drawings

From £60  
*Cost credited at time of order*

## PLEASE ASK FOR AN INDIVIDUAL QUOTATION

These options are available within Passmores delivery zones 1 and 2. Please see reverse of order form

### 2 Layer Hot Bonded Felt with green mineral finish.

This is for 22° pitch roofs and replaces the standard single layer felt

### Felt Shingles with grey mineral finish.

This is for 22° pitch roofs and replaces the standard single layer felt

### Tiling Service

Wide range of slates, interlocking concrete tiles and plain tiles available

These options will follow on a few days after erection of the timber superstructure

Please see overleaf for Carriage House prices